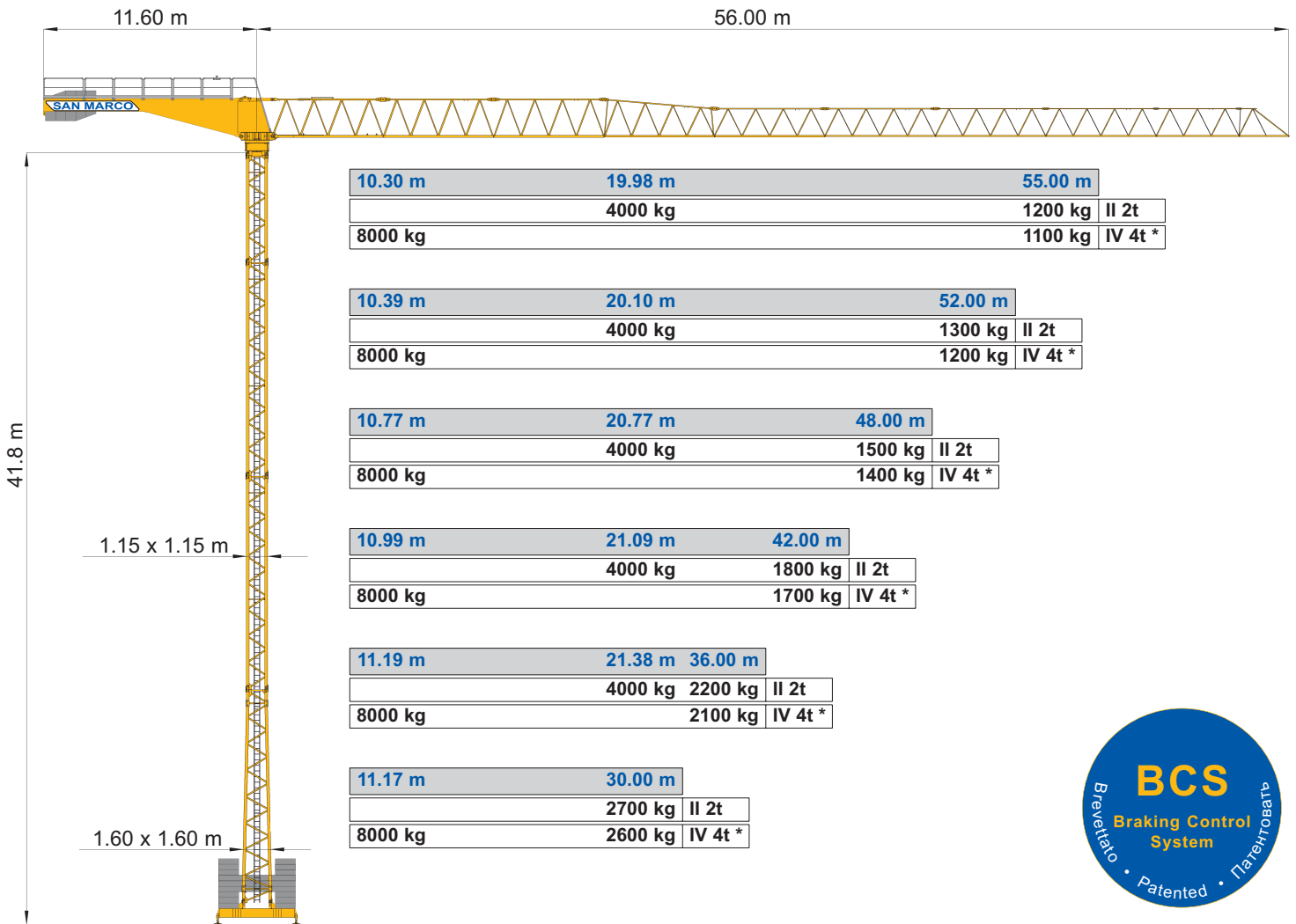


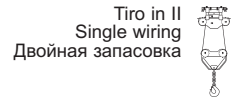
- IT** Gru a torre modulare - Versione City Crane
- UK** Modular tower crane - City Crane Version
- RU** Кран башенный с модульным монтажом версии - Сити Кран

SMT 551

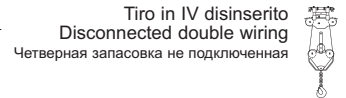
Triverter 444



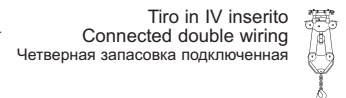
IT Diagrammi di carico	m	10	12	14	16	18	20	22	24	26	28	30	32	34	36	38	40	42	44	46	48	50	52	55	m
UK Loads diagrams	t	4.00	4.00	4.00	4.00	4.00	4.00	3.63	3.28	2.99	2.75	2.53	2.35	2.18	2.04	1.91	1.79	1.69	1.59	1.51	1.43	1.35	1.29	1.20	55
RU Диаграмма нагрузки	t	4.00	4.00	4.00	4.00	4.00	4.00	3.65	3.30	3.01	2.76	2.55	2.36	2.20	2.05	1.92	1.80	1.70	1.60	1.52	1.44	1.36	1.30	52	
	t	4.00	4.00	4.00	4.00	4.00	4.00	3.78	3.42	3.12	2.87	2.64	2.45	2.28	2.13	2.00	1.88	1.77	1.67	1.58	1.50	48			
	t	4.00	4.00	4.00	4.00	4.00	4.00	3.84	3.47	3.17	2.91	2.68	2.49	2.32	2.16	2.03	1.91	1.80	42						
	t	4.00	4.00	4.00	4.00	4.00	4.00	3.89	3.52	3.21	2.95	2.72	2.52	2.35	2.20	36									
	t	4.00	4.00	4.00	4.00	4.00	4.00	3.85	3.49	3.18	2.92	2.70	30												



m	10	12	14	16	18	20	22	24	26	28	30	32	34	36	38	40	42	44	46	48	50	52	55	m
t	4.00	4.00	4.00	4.00	4.00	4.00	3.53	3.18	2.89	2.65	2.43	2.25	2.08	1.94	1.81	1.69	1.59	1.49	1.41	1.33	1.25	1.19	1.10	55
t	4.00	4.00	4.00	4.00	4.00	4.00	3.55	3.20	2.91	2.66	2.45	2.26	2.10	1.95	1.82	1.70	1.60	1.50	1.42	1.34	1.26	1.20	52	
t	4.00	4.00	4.00	4.00	4.00	4.00	3.68	3.32	3.02	2.77	2.54	2.35	2.18	2.03	1.90	1.78	1.67	1.57	1.48	1.40	48			
t	4.00	4.00	4.00	4.00	4.00	4.00	3.74	3.37	3.07	2.81	2.58	2.39	2.22	2.06	1.93	1.81	1.70	42						
t	4.00	4.00	4.00	4.00	4.00	4.00	3.79	3.42	3.11	2.85	2.62	2.42	2.25	2.10	36									
t	4.00	4.00	4.00	4.00	4.00	4.00	3.75	3.39	3.08	2.82	2.60	30												



m	10	12	14	16	18	20	22	24	26	28	30	32	34	36	38	40	42	44	46	48	50	52	55	m
t	8.00	7.11	5.96	5.11	4.46	3.95	3.53	3.18	2.89	2.65	2.43	2.25	2.08	1.94	1.81	1.69	1.59	1.49	1.41	1.33	1.25	1.19	1.10	55
t	8.00	7.15	5.99	5.14	4.49	3.97	3.55	3.20	2.91	2.66	2.45	2.26	2.10	1.95	1.82	1.70	1.60	1.50	1.42	1.34	1.26	1.20	52	
t	8.00	7.40	6.20	5.32	4.65	4.12	3.68	3.32	3.02	2.77	2.54	2.35	2.18	2.03	1.90	1.78	1.67	1.57	1.48	1.40	48			
t	8.00	7.51	6.29	5.40	4.72	4.18	3.74	3.37	3.07	2.81	2.58	2.39	2.22	2.06	1.93	1.81	1.70	42						
t	8.00	7.61	6.38	5.48	4.78	4.23	3.79	3.42	3.11	2.85	2.62	2.42	2.25	2.10	36									
t	8.00	7.54	6.32	5.42	4.74	4.19	3.75	3.39	3.08	2.82	2.60	30												



DIN 15018 H1 B3
ISO 4301



